



RAC
LCAC
AIR CONDITIONERS

—
COMFORT
FOR
YOU

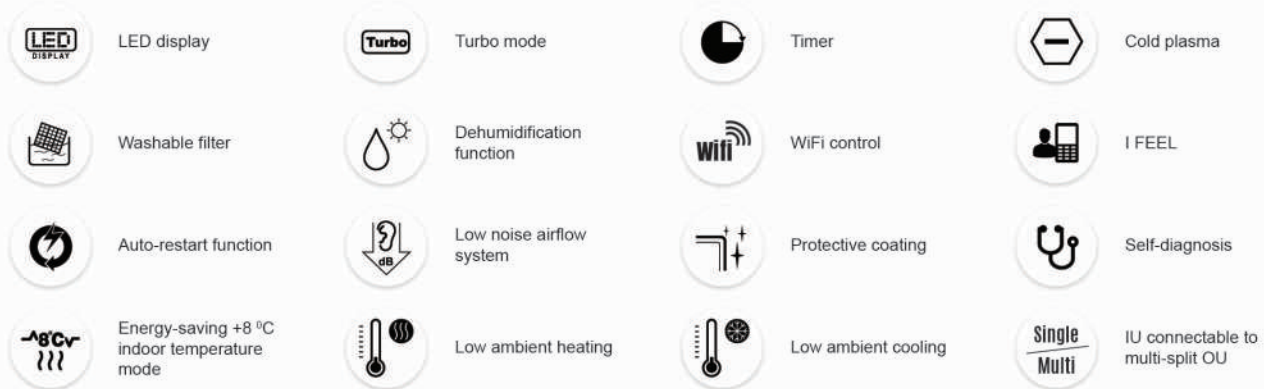
WALL MOUNTED
DC INVERTER
SPLIT SYSTEMS

—
HYPER NORDIC SERIES


ALPICAIR

DC INVERTER HYPER NORDIC SERIES

The high-efficiency and energy-saving AlpicAir inverter-type air conditioner creates a pleasant climate indoors, even if the temperatures outside are extreme. The air conditioner runs quietly and allows low temperatures, down to +8 °C, to be maintained inside a room. New refrigerant R32 is applied in the unit.



SET MODEL	AWI/AWO-40HRDC1A	AWI/AWO-60HRDC1A	AWI/AWO-80HRDC1A
Cooling capacity, kW	3,5 (0,9–5,0)	5,3 (1,2–7,2)	7,0 (2,0–9,0)
Heating capacity, kW	4,2 (0,9–7,2)	5,6 (1,2–9,2)	7,0 (2,0–9,5)
Power input (cooling), kW	0,8 (0,1–1,9)	1,3 (0,4–2,5)	1,9 (0,5–3,7)
Power input (heating), kW	1,0 (0,1–2,6)	1,3 (0,4–3,3)	1,8 (0,4–3,8)
Power supply, V/ph/Hz	230/1/50	230/1/50	230/1/50
Seasonal cooling efficiency (SEER)	8.50	6.60	6.50
Seasonal heating efficiency (SCOP)	5.10	4.40	4.10
Energy efficiency class (cooling/heating)	A+++/A+++	A++/A+	A++/A+
Indoor unit air flow volume, m ³ /h	800/730/680/630/580/530/430	1200/1150/1050/950/850/780/600	1200/1050/950/900/850/900/750
Indoor unit sound pressure (L _p), dB(A)	46/43/41/38/36/34/21	48/45/43/40/37/35/33	50/46/43/41/39/37/35
Outdoor unit sound pressure (L _p), dB(A)	54	56	58
Indoor unit dimensions, mm	996×301×225	1101×327×249	1101×327×249
Outdoor unit dimensions, mm	899×596×378	980×790×427	980×790×427
Indoor unit weight, kg	13.5	16.5	16.5
Outdoor unit weight, kg	45.5	62.5	65
Refrigerant	R32	R32	R32
Maximum refrigerant pipe length, m	40	40	50
Maximum height difference, m	20	20	30
Operating conditions in cooling mode, °C	-25 - +52	-25 - +52	-25 - +52
Operating conditions in heating mode, °C	-30 - +24	-30 - +24	-30 - +24

The data is measured under the following conditions (ISO-T1). Cooling: Indoor temp. of 27 °C DB, 19 °C WB, and outdoor temp. 35 °C DB. Heating: Indoor temp. of 20 °C DB, and outdoor temp. of 7 °C DB, 6 °C WB.

V 3.15.0 * Under our policy of continuous improvement, we reserve the right to change specifications and design without prior notice. www.alpicair.com

—
COMFORT
FOR
YOU

WALL MOUNTED
DC INVERTER
SPLIT SYSTEMS

—
PREMIUM PRO SERIES


ALPICAIR

DC INVERTER PREMIUM PRO SERIES

AlpicAir inverter conditioners are silent and efficient, providing a good ambient environment with low energy consumption. New fashionable design and environment friendly refrigerant R32 is applied in the unit.



-  LED display
-  R32 refrigerant
-  Timer
-  Cold plasma
-  Washable filter
-  Dehumidification function
-  Child lock
-  I feel
-  Auto-restart function
-  Low noise airflow system
-  WiFi control
-  Self-diagnosis
-  Energy-saving +8 °C indoor temperature mode
-  Low ambient heating
-  3D air flow
-  Single Multi
IU connectable to multi-split OU

SET MODEL	AWI/AWO-25HRDC1C	AWI/AWO-35HRDC1C	AWI/AWO-53HRDC1C	AWI/AWO-70HRDC1C
Cooling capacity, kW	2,7 (0,5–3,6)	3,5 (0,7–4,0)	5,2 (1,3–6,6)	7,0 (1,9–8,9)
Heating capacity, kW	3,0 (0,5–4,3)	3,7 (0,8–4,5)	5,3 (1,1–6,8)	7,4 (1,8–10,6)
Power input (cooling), kW	0,8 (0,1-1,4)	1,1 (0,1–1,5)	1,5 (0,4–2,5)	1,9 (0,4–3,1)
Power input (heating), kW	0,8 (0,2–1,5)	1,0 (0,2–1,5)	1,4 (0,4–2,6)	1,9 (0,4–3,8)
Power supply, V/ph/Hz	230/1/50	230/1/50	230/1/50	230/1/50
Seasonal cooling efficiency (SEER)	6.8	7.0	7.0	6.5
Seasonal heating efficiency (SCOP)	4.1	4.0	4.0	4.0
Energy efficiency class (cooling/heating)	A++/A+	A++/A+	A++/A+	A++/A+
Indoor unit air flow volume, m ³ /h	610/540/440/390	680/560/450/390	800/650/570/470	1250/1000/900/750
Indoor unit sound pressure (L _p), dB(A)	40/35/30/26	42/35/30/26	45/41/35/31	48/42/37/33
Outdoor unit sound pressure (L _p), dB(A)	50	52	57	57
Indoor unit dimensions, mm	894×291×211	894×291×211	1017×304×221	1135×328×247
Outdoor unit dimensions, mm	782×540×320	848×596×320	965×700×396	965×700×396
Indoor unit weight, kg	11.0	11.0	13.5	16.5
Outdoor unit weight, kg	27.5	31.0	45.0	53.5
Refrigerant	R32	R32	R32	R32
Maximum refrigerant pipe length, m	15.0	20.0	25.0	25.0
Maximum height difference, m	10.0	10.0	10.0	10.0
Operating conditions in cooling mode, °C	-15 - +45	-15 - +45	-15 - +45	-15 - +45
Operating conditions in heating mode, °C	-22 - +24	-22 - +24	-22 - +24	-22 - +24

The data is measured under the following conditions (ISO-T1). Cooling: Indoor temp. of 27 °C DB, 19 °C WB, and outdoor temp. 35 °C DB. Heating: Indoor temp. of 20 °C DB, and outdoor temp. of 7 °C DB, 6 °C WB.

V 3.15.0 * Under our policy of continuous improvement, we reserve the right to change specifications and design without prior notice. www.alpicair.com

—
COMFORT
FOR
YOU

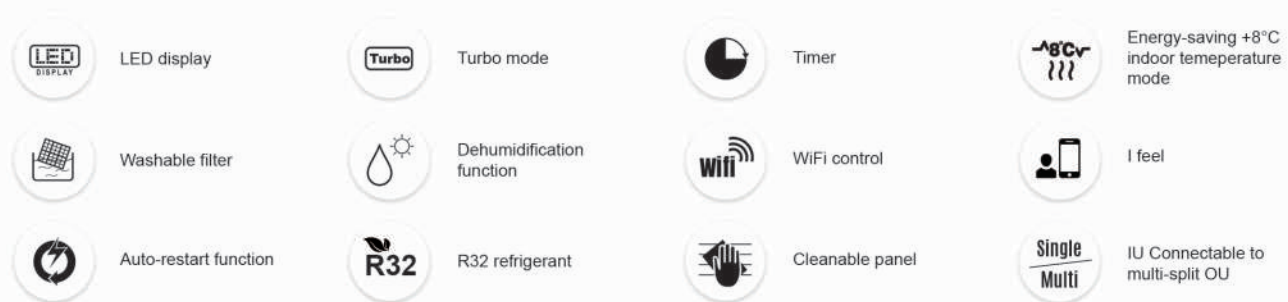
WALL MOUNTED
DC INVERTER
SPLIT SYSTEMS

ECO PRO SERIES


ALPICAIR

DC INVERTER ECO PRO SERIES

NEW ECO PRO is a modern and stylish design air conditioner that matches any interior décor. Environment friendly refrigerant R32 is applied in the unit. The operating mode is conveniently displayed on the appliance's LED screen.



SET MODEL	AWI/AWO-25HRDC1E	AWI/AWO-32HRDC1E	AWI/AWO-50HRDC1E	AWI/AWO-70HRDC1E
Cooling capacity, kW	2,5 (0,5–3,4)	3,2 (0,6–3,6)	4,6 (0,6–5,2)	6,2 (1,8–6,4)
Heating capacity, kW	2,8 (0,5–3,5)	3,4 (0,6–4,4)	5,2 (0,7–5,4)	6,4 (1,6–6,6)
Power input (cooling), kW	0,8 (0,2–1,4)	1,0 (0,1–1,4)	1,4 (0,1–1,7)	1,8 (0,6–2,5)
Power input (heating), kW	0,8 (0,2–1,5)	1,0 (0,1–1,5)	1,4 (0,2–1,6)	1,9 (0,6–2,6)
Power supply, V/ph/Hz	230/1/50	230/1/50	230/1/50	230/1/50
Seasonal cooling efficiency (SEER)	6.1	6.1	6.1	6.1
Seasonal heating efficiency (SCOP)	4.0	4.0	4.0	4.0
Energy efficiency class (cooling/heating)	A++/A+	A++/A+	A++/A+	A++/A+
Indoor unit air flow volume, m³/h	550/500/430/300	550/500/430/300	850/720/610/520	850/720/610/520
Indoor unit sound pressure (L _p), dB(A)	40/37/35/28	42/37/35/28	48/45/39/34	48/44/40/34
Outdoor unit sound pressure (L _p), dB(A)	52	52	54	57
Indoor unit dimensions, mm	773×250×185	773×250×185	970×300×225	970×300×225
Outdoor unit dimensions, mm	776×540×320	842×596×320	842×596×320	955×700×396
Indoor unit weight, kg	8.5	8.5	13.5	13.5
Outdoor unit weight, kg	29.0	31.0	34.0	46.0
Refrigerant	R32 (600g)	R32 (650g)	R32 (770g)	R32 (1300g)
Maximum refrigerant pipe length, m	15.0	20.0	20.0	25.0
Maximum height difference, m	10.0	10.0	10.0	10.0
Operating conditions in cooling mode, °C	-15 - +45	-15 - +45	-15 - +45	-15 - +45
Operating conditions in heating mode, °C	-15 - +24	-15 - +24	-15 - +24	-15 - +24

The data is measured under the following conditions (ISO-T1). Cooling: Indoor temp. of 27 °C DB, 19 °C WB, and outdoor temp. 35 °C DB. Heating: Indoor temp. of 20 °C DB, and outdoor temp. of 7 °C DB, 6 °C WB.

V 3.15.0* Under our policy of continuous improvement, we reserve the right to change specifications and design without prior notice. www.alpicair.com

—
COMFORT
FOR
YOU

INVERTER
MULTI-SPLIT
PRO SYSTEMS


ALPICAIR

INVERTER MULTI-SPLIT PRO SYSTEMS



Various Combinations

• Different units for choices, the same comfortable feeling for you.

Inverter Technology

- Lower energy consumption
- Lower noise, more comfort
- Precise temperature control

-15°C Low Temperature Option

• Operate fine when cooling at -15°C.

OUTDOOR UNITS



AM20-51HRDC1



AM30-71HRDC1
AM40-81HRDC1



AM40-100HRDC1
AM50-120HRDC1

MULTI-SPLIT AIR CONDITIONER OUTDOOR UNIT

MODEL	AM20-51HRDC1	AM30-71HRDC1	AM40-81HRDC1	AM40-100HRDC1	AM50-120HRDC1
Cooling capacity, kW	5,2 (2,1-5,8)	7,1 (2,3-8,5)	8,0 (2,3-10,3)	10,5 (2,6-12,0)	12,0 (2,6-13,0)
Heating capacity, kW	5,4 (2,6-5,9)	8,5 (3,7-8,8)	9,5 (3,7-10,3)	12,0 (2,6-13,5)	13,0 (2,6-14,5)
Power input (cooling), kW	1,5 (0,4-1,6)	1,9 (0,5-2,9)	1,5 (0,5-3,6)	3,1 (0,2-4,0)	3,5 (0,2-4,0)
Power input (heating), kW	1,3 (0,8-1,8)	2,2 (1,3-2,9)	2,7 (1,3-3,6)	3,2 (0,4-4,0)	3,5 (0,4-4,0)
Power supply, V/ph/Hz	230/1/50	230/1/50	230/1/50	230/1/50	230/1/50
Rated current, A	8.3	12.7	15.9	20.0	20.0
Efficiency ratio (SEER/COP)	6,1/4,0	6,1/4,0	6,1/4,0	6,1/4,0	6,1/4,0
Energy efficiency class (cooling/heating)	A++/A+	A++/A+	A++/A+	A++/A+	A++/A+
Refrigerant	R32	R32	R32	R32	R32
Sound pressure (L_p), dB(A)	55.0	58.0	58.0	60.0	60.0
Sound power (L_w), dB(A)	65.0	68.0	68.0	70.0	70.0
Net dimensions (W×H×D), mm	899×596×378	980×790×427	980×790×427	1087×1103×440	1087×1103×440
Weight (brutto/neto), kg	46/43	73/68	74/69	98/90	98/90
Piping distance (horizontal (one/all)), m	10/20	20/60	20/70	25/75	25/75
Piping distance (vertical), m	5.0	10.0	10.0	15.0	15.0
Operating conditions in cooling mode, °C	-15 - +45	-15 - +45	-15 - +45	-15 - +45	-15 - +45
Operating conditions in heating mode, °C	-22 - +24	-22 - +24	-22 - +24	-22 - +24	-22 - +24

INDOOR UNITS

WALL MOUNTED PREMIUM PRO SERIES



MODEL	AWI-25HRDC1C	AWI-35HRDC1C	AWI-53HRDC1C	AWI-70HRDC1C
Cooling capacity, kW	2.7	3.5	5.2	7.0
Heating capacity, kW	3.0	3.7	5.3	7.4
Ventilator air flow (SHi/Hi/Med/Low), m³/h	610/540/440/390	680/560/450/390	800/650/570/470	1250/1000/900/750
Sound pressure (L_p) (SHi/Hi/Med/Low), dB(A)	40/35/30/26	42/35/30/26	45/41/35/31	48/42/37/33
Sound power (L_w) (SHi/Hi/Med/Low), dB(A)	54/46/41/33	57/47/42/38	59/55/49/45	63/57/52/48
Net dimensions (W×H×D), mm	894×291×211	894×291×211	1017×304×221	1135×328×247
Weight (brutto/neto), kg	13,0/11,0	13,0/11,0	16,5/13,5	20/16,5
Pipe connections (liquid/gas), inch	1/4 - 3/8	1/4 - 3/8	1/4 - 1/2	1/4 - 5/8



LED display



R32 refrigerant



Timer



Cold plasma



Washable filter



Dehumidification function



Child lock



I feel



Auto-restart function



Low noise airflow system




WiFi control



Self-diagnosis

DUCT TYPE



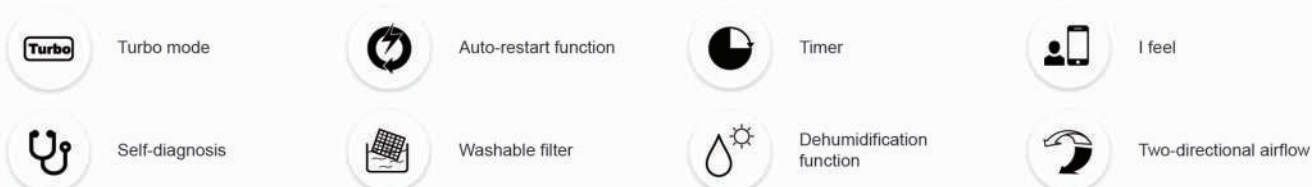
MODEL	ATMI-26HRDC1	ATMI-36HRDC1	ATMI-53HRDC1
Cooling capacity, kW	2.5	3.5	5.0
Heating capacity, kW	2.8	3.9	5.5
Ventilator air flow (SHi/Hi/Med/Low), m³/h	450/350/280	550/400/300	700/600/500
Sound pressure (L _p) (SHi/Hi/Med/Low), dB(A)	37/34/31	39/35/32	41/36/33
Sound power (L _w) (SHi/Hi/Med/Low), dB(A)	47/41	49/42	51/43
Net dimensions (W×H×D), mm	700×200×615	700×200×615	900×200×615
Weight (brutto/neto), kg	26/21	28/22	32/26
Pipe connections (liquid/gas), inch	1/4 - 3/8	1/4 - 3/8	1/4 - 1/2



4-WAY CASSETTE











MODEL	ACMI-26HRDC1	ACMI-36HRDC1	ACMI-53HRDC1	ACMI-70HRDC1
Cooling capacity, kW	2.6	3.5	4.5	7.1
Heating capacity, kW	2.7	4.0	5.0	8.0
Power input, W	30.0	30.0	40.0	65.0
Ventilator air flow (Hi/Med/Low), m³/h	650/560/520/450	650/560/520/450	710/670/590/450	1280/1220/1100/880
Sound pressure (L _p) (Hi/Med/Low), dB(A)	44/41/38/34	44/41/38/34	47/45/41/35	47/45/41/36
Sound power (L _w) (Hi/Med/Low), dB(A)	55/52/49/45	55/52/49/45	58/56/52/46	58/56/52/47
Net dimensions Body (W×H×D), mm	596×240×596	596×240×596	596×240×596	840×240×840
Net dimensions Panel (W×H×D), mm	670×50×670	670×50×670	650×50×650	950×60×950
Weight Body (brutto/neto), kg	24/20	24/20	24/20	32/26
Weight Panel (brutto/neto), kg	5/3,5	5/3,5	5/3,5	11/7
Pipe connections (liquid/gas), inch	1/4 - 3/8	1/4 - 3/8	1/4 - 1/2	3/8 - 5/8



The data is measured under the following conditions (ISO-T1). Cooling: Indoor temp. of 27 °C DB, 19 °C WB, and outdoor temp. 35 °C DB. Heating: Indoor temp. of 20 °C DB, and outdoor temp. of 7 °C DB, 6 °C WB.

PORTABLE AIR CONDITIONER



-  LED display
-  Washable filter
-  Auto-restart function
-  Dehumidification function
-  Timer
-  Night mode
-  Auto swing
-  Self-diagnosis
-  Clock

R290 Eco-friendly refrigerant

There's no chlorine atoms in the molecule of R290. Therefore, R290's ODP is 0 and it will not destroy the ozone sphere. Moreover, compared with HFC which also will not destroy the ozone sphere, R290's GWP value is almost 0.

0.5W Standby

AlpicAir new air conditioners save your money even when it is off. Intelligent on-off technology enables Alpicair products automatically enter energy saving mode when on standby mode, cut energy consumption from conventional 2W to 0.5W which counts 75% of saving.



SET MODEL	AM-35CSR1B
Cooling capacity, kW	3,5
Power input, kW	1,4
Operation temperature (room), °C	+17 - +35
Sound pressure (L _p) (Hi/Med/Low), dB(A)	52/51/50.5
Refrigerant	R290
Application area, m ²	16-23
Net dimensions (W×H×D), mm	467×765×397

The data is measured under the following conditions (ISO-T1). Cooling: Indoor temp. of 27 °C DB, 19 °C WB, and outdoor temp. 35 °C DB. Heating: Indoor temp. of 20 °C DB, and outdoor temp. of 7 °C DB, 6 °C WB.

V 3.15.0 * Under our policy of continuous improvement, we reserve the right to change specifications and design without prior notice. www.alpicair.com

DEHUMIDIFIER



Washable filter



Timer



Auto-restart function



Self-diagnosis



Turbo boost clothes drying system



LED display



Comfortable dehumidifying system



Low noise airflow system

Fast drying

Put the clothes and dehumidifier in a closed indoor space when using drying function. The air outlet of dehumidifier shall face the clothes; better drying effect can be reached after starting drying mode. When the drying indicator is on, it enters into drying mode and the unit keeps operating under this mode. After drying is completed, room humidity shall be maintained within certain ranges to prevent the clothes from going moldy.



Accurate humidity control

With high precision humidity sensor, user can conduct setting within the range between 35% - 85%. According to the ambient humidity detected automatically, the unit controls ON and OFF precisely.



SET MODEL	AR-24TN1	AR-40TN1
Power supply (V/ph/Hz)	230/1/50	230/1/50
Capacity, L/24h	20	40
Power input, W	345	570
Rated current, A	1,9	3,1
Ventilator air flow (Hi/Low), m³/h	130/115/105	230/195/170
Sound pressure (L _p) (Hi/Low), dB(A)	43/41/39	46/43/41
Net dimensions (W×H×D), mm	367×582×246	390×628×286
Packing dimensions (W×H×D), mm	431×620×314	464×670×351
Weight, kg	15/16,5	22/23,5
Water tank size, L	3,5/4	6,5/7
Control	Electronic	Electronic

The data is measured under the following conditions (ISO-T1). Cooling: Indoor temp. of 27 °C DB, 19 °C WB, and outdoor temp. 35 °C DB. Heating: Indoor temp. of 20 °C DB, and outdoor temp. of 7 °C DB, 6 °C WB.

V 3.15.0 * Under our policy of continuous improvement, we reserve the right to change specifications and design without prior notice. www.alpicair.com

—
COMFORT
FOR
YOU

DC INVERTER
SUPER SLIM
ROUND FLOW
CASSETTE

—
PRO SERIES


ALPICAIR

DC INVERTER ROUND FLOW CASSETTE



Turbo mode



Auto-restart function



Low ambient cooling



360° air flow



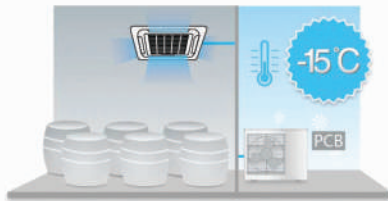
Timer



Louver position memory


Low ambient cooling

With built-in low ambient kit or special designed PCB, outdoor fan speed can be changed automatically according to condenser temperature, even when the temperature is down to -15°C .



360° air flow panel

With the 360° air flow panel, the air can be distributed to every corner of the room.



SET MODEL	ACI/AOU-35HRDC1	ACI/AOU-53HRDC1	ACI/AOU-71HRDC1	ACI/AOU-105HRDC3	ACI/AOU-140HRDC3	ACI/AOU-180HRDC3
Cooling Capacity, kW	3,5 (1,5-5,3)	5,3 (2,9-5,7)	7,0 (3,2-8,2)	10,6 (2,9-12,0)	14,1 (4,8-14,6)	15,5 (5,3-16,7)
Heating Capacity, kW	4,4 (1,0-5,6)	5,4 (2,4-6,1)	7,6 (2,4-8,7)	11,1 (2,6-13,2)	16,1 (3,9-16,8)	18,2 (4,4-19,3)
Power input (cooling), kW	0,9 (0,4-1,6)	1,6 (0,7-1,9)	2,2 (0,5-2,9)	4,1 (1,0-4,6)	5,1 (1,2-5,6)	6,0 (1,2-6,7)
Power input (heating), kW	1,1 (0,3-1,8)	1,5 (0,7-1,9)	2,1 (0,5-2,9)	3,1 (0,9-4,7)	5,1 (1,0-5,4)	6,0 (1,0-6,5)
Power supply, V/ph/Hz	230/1/50	230/1/50	230/1/50	380-415/3/50	380-415/3/50	380-415/3/50
Seasonal cooling efficiency (SEER)	7.8	6.1	6.2	6.1	6.1	6.1
Seasonal heating efficiency (SCOP)	4.6	4.0	4.1	4.0	4.0	4.0
Energy efficiency class (cooling/heating)	A++ / A++	A++ / A+	A++ / A+	A++ / A+	A++ / A+	A++ / A+
Refrigerant	R32 (870 g)	R32 (1150 g)	R32 (1500 g)	R32 (2400 g)	R32 (2800 g)	R32 (2950 g)
INDOOR UNIT MODEL	ACI-35HRDC1	ACI-53HRDC1	ACI-71HPDC1C	ACI-105HPDC3C	ACI-140HPDC3C	ACI-180HPDC3C
Indoor unit air flow volume m ³ /h	617/504/416	720/625/540	1378/1200/1032	1900/1750/1460	1715/1568/1381	1970/1737/1537
Sound pressure (L _p)	41/36/33	42,5/39/35,5	47/43/40	53/50/47	52/50/49	53/50,5/48
Dimensions Body, mm	570×260×570	570×260×570	840×205×840	840×245×840	840×287×840	840×287×840
Dimensions Panel, mm	647×50×647	647×50×647	950×55×950	950×55×950	950×55×950	950×55×950
Unit Body / Panel weight, kg	16,2/2,5	16,2/2,5	23/5	27,5/5	29/5	29,7/5
OUTDOOR UNIT MODEL	AOU-35HRDC1	AOU-53HRDC1	AOU-71HRDC1	AOU-105HRDC3	AOU-140HRDC3	AOU-180HRDC3
Sound Pressure (L _p)	55.5	55.5	62	64	66	66
Unit dimensions, mm	800×554×333	800×554×333	845×702×363	946×810×410	952×1333×415	952×1333×415
Weight, kg	34.7	33.7	49.4	66.8	106.7	111.3
Maximum refrigerant pipe length, m	25.0	30.0	50.0	65.0	65.0	65.0
Maximum height difference, m	10.0	20.0	25.0	30.0	30.0	30.0
Operating conditions in cooling mode, °C	-15 - +50	-15 - +50	-15 - +50	-15 - +50	-15 - +50	-15 - +50
Operating conditions in heating mode, °C	-15 - +24	-15 - +24	-15 - +24	-15 - +24	-15 - +24	-15 - +24

The data is measured under the following conditions (ISO-T1). Cooling: Indoor temp. of 27 °C DB, 19 °C WB, and outdoor temp. 35 °C DB. Heating: Indoor temp. of 20 °C DB, and outdoor temp. of 7 °C DB, 6 °C WB.

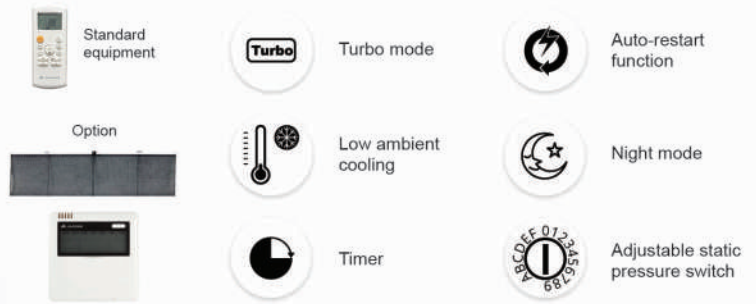
—
COMFORT
FOR
YOU

DC INVERTER DUCT MOUNTED SYSTEMS

—
PRO SERIES

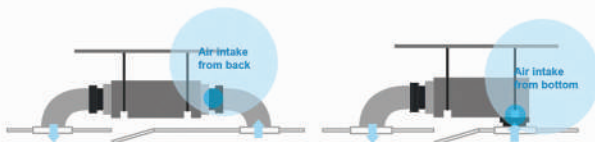

ALPICAIR

DYNAMIC INVERTER DUCT MOUNTED SYSTEMS



Flexible air intake ways

Air inlet from back standard and from bottom optional. The size of a plate from bottom and flange from back is the same, it's easy for installer to change the air inlet from back to bottom.



Fresh air

Fresh air hole is as standard, it's easy to connect with air from outside. It makes fresh and comfortable feeling.



SET MODEL	ATI/AOU-53HRDC1	ATI/AOU-71HRDC1	ATI/AOU-105HRDC3	ATI/AOU-140HRDC3	ATI/AOU-180HRDC3
Cooling Capacity, kW	5,3 (2,6-5,7)	7,0 (3,3-8,2)	10,6 (4,0-12,0)	14,1 (4,3-15,2)	15,3 (5,7-17,3)
Heating Capacity, kW	5,7 (2,2-6,2)	7,6 (2,7-8,7)	11,1 (2,8-13,2)	16,1 (3,7-18,0)	18,2 (4,7-20,5)
Power input (cooling), kW	1,6 (0,7-1,9)	2,2 (0,5-2,9)	4,0 (0,9-4,9)	5,2 (1,2-5,7)	5,4 (1,3-6,7)
Power input (heating), kW	1,6 (0,7-1,8)	2,1 (0,5-2,9)	3,1 (0,8-4,6)	4,3 (1,0-5,8)	5,3 (1,0-6,0)
Power supply, V/ph/Hz	230/1/50	230/1/50	380-415/3/50	380-415/3/50	380-415/3/50
Seasonal cooling efficiency (SEER)	6.1	6.1	6.1	6.1	6.1
Seasonal heating efficiency (SCOP)	4.0	4.0	4.0	4.0	4.0
Energy efficiency class (cooling/heating)	A++ / A+	A++ / A+	A++ / A+	A++ / A+	A++ / A+
Refrigerant	R32 (1150 g)	R32 (1500 g)	R32 (2400 g)	R32 (2800 g)	R32 (2950 g)
INDOOR UNIT MODEL	ATI-53HPDC1D	ATI-71HPDC1C	ATI-105HPDC3C	ATI-140HPDC3C	ATI-180HPDC3C
Ventilator air flow m ³ /h	880/650/350	1248/1054/839	1400/1150/750	2400/2040/1680	2600/2210/1820
Sound pressure (L _p)	41,5/38/33	42/40/38	47/43/40	51/50/48	54/52/51
Dimensions , mm	880×210×674	1100×249×774	1360×249×774	1200×300×874	1200×300×874
Weight, kg	24.3	31.5	40.5	47.6	47.6
OUTDOOR UNIT MODEL	AOU-53HRDC1	AOU-71HRDC1	AOU-105HRDC3	AOU-140HRDC3	AOU-180HRDC3
Sound Pressure (L _p)	55.0	62.0	64.0	66.0	66.0
Unit dimensions, mm	800×554×333	845×702×363	946×810×410	952×1333×415	952×1333×415
Weight, kg	33.7	49.4	81.5	106.7	111.3
Maximum refrigerant pipe length, m	30.0	50.0	65.0	65.0	65.0
Maximum height difference, m	20.0	25.0	30.0	30.0	30.0
Operating conditions in cooling mode, °C	-15 - +50	-15 - +50	-15 - +50	-15 - +50	-15 - +50
Operating conditions in heating mode, °C	-15 - +24	-15 - +24	-15 - +24	-15 - +24	-15 - +24

The data is measured under the following conditions (ISO-T1). Cooling: Indoor temp. of 27 °C DB, 19 °C WB, and outdoor temp. 35 °C DB. Heating: Indoor temp. of 20 °C DB, and outdoor temp. of 7 °C DB, 6 °C WB.

V 3.15.0 * Under our policy of continuous improvement, we reserve the right to change specifications and design without prior notice. www.alpicair.com

—
COMFORT
FOR
YOU

DC INVERTER CEILING & FLOOR SPLIT SYSTEMS

—
PRO SERIES




ALPICAIR

DC INVERTER CEILING & FLOOR SPLIT SYSTEMS



Turbo mode



Auto-restart function



Low ambient cooling



3D air flow



Timer



Louver position memory

Turbo

This function can boost cooling or heating speed in a short period, and makes the room cool down or heat up rapidly.



3D air flow

The unit has auto horizontal swing and auto vertical swing function, which supplies more even and comfortable air flow.



SET MODEL	AFI/AOU-53HRDC1	AFI/AOU-71HRDC1	AFI/AOU-105HRDC3	AFI/AOU-140HRDC3	AFI/AOU-180HRDC3
Cooling Capacity, kW	5,3 (2,7-5,6)	7,0 (3,2-8,3)	10,6 (4,0-12,0)	14,1 (5,0-15,1)	15,8 (5,3-17,0)
Heating Capacity, kW	5,6 (2,4-6,3)	7,6 (2,7-8,7)	11,1 (2,8-13,5)	16,1 (3,8-18,1)	18,2 (4,4-19,6)
Power input (cooling), kW	1,6 (0,7-1,9)	2,2 (0,5-2,9)	3,8 (0,9-4,5)	5,5 (1,2-6,0)	6,1 (1,2-6,5)
Power input (heating), kW	1,5 (0,5-1,6)	2,1 (0,5-2,9)	3,0 (0,7-4,6)	5,1 (1,0-6,2)	6,0 (1,0-6,6)
Power supply, V/ph/Hz	230/1/50	230/1/50	380-415/3/50	380-415/3/50	380-415/3/50
Seasonal cooling efficiency (SEER)	6.1	6.1	6.1	6.1	6.1
Seasonal heating efficiency (SCOP)	4.0	4.0	4.0	4.0	4.0
Energy efficiency class (cooling/heating)	A++ / A+	A++ / A+	A++ / A+	A++ / A+	A++ / A+
Refrigerant	R32 (1150 g)	R32 (1500 g)	R32 (2400 g)	R32 (2800 g)	R32 (2950 g)
INDOOR UNIT MODEL	AFI-53HPDC1C	AFI-71HPDC1C	AFI-105HPDC3C	AFI-140HPDC3C	AFI-180HPDC3C
Ventilator air flow m ³ /h	880/760/650	1208/1066/853	2160/1844/1431	2329/1930/1417	2454/1834/1426
Sound pressure (L _p)	41,5/38,5/34,5	50/46/41	51/47/42	54/50/46	54/47/42
Dimensions, mm	1068×235×675	1068×235×675	1650×235×675	1650×235×675	1650×235×675
Weight, kg	28.0	26.8	39.0	41.2	41.4
OUTDOOR UNIT MODEL	AOU-53HRDC1	AOU-71HRDC1	AOU-105HRDC3	AOU-140HRDC3	AOU-180HRDC3
Sound Pressure (L _p)	63.0	62.0	64.0	66.0	66.0
Unit dimensions, mm	800×554×333	845×702×363	946×810×410	952×1333×415	952×1333×415
Weight, kg	33.7	49.4	66.8	106.7	111.3
Maximum refrigerant pipe length, m	30.0	50.0	65.0	65.0	65.0
Maximum height difference, m	20.0	25.0	30.0	30.0	30.0
Operating conditions in cooling mode, °C	-15 - +50	-15 - +50	-15 - +50	-15 - +50	-15 - +50
Operating conditions in heating mode, °C	-15 - +24	-15 - +24	-15 - +24	-15 - +24	-15 - +24

The data is measured under the following conditions (ISO-T1). Cooling: Indoor temp. of 27 °C DB, 19 °C WB, and outdoor temp. 35 °C DB. Heating: Indoor temp. of 20 °C DB, and outdoor temp. of 7 °C DB, 6 °C WB.

V 3.15.0 * Under our policy of continuous improvement, we reserve the right to change specifications and design without prior notice. www.alpicair.com



ALPICAIR AIR CONDITIONING

Note:

AlpicAir is committed to continuously improving its products to ensure the highest quality and reliability standards and to meet local regulations and market requirements.

V 3.15.0 * Under our policy of continuous improvement, we reserve the right to change specifications and design without prior notice. www.alpicair.com

Copyright© AlpicAir. All rights reserved.



Distributor information